


# User Manual



# VERSATRAP<sup>®</sup>

An Advanced Indoor Mosquito Trap Brand

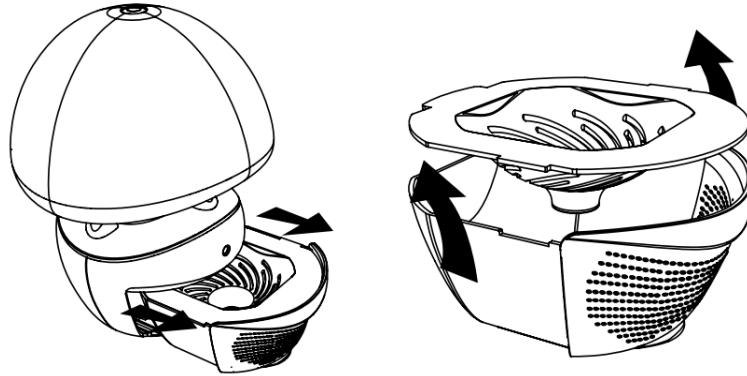
# What's in the Box

VersaTrap® Mosquito Trap  
User Manual

# ENGLISH

## Removal of Tray

Tray should be cleaned and washed with water from time to time to prevent clogging so that optimum operation and performance is promised. Mosquito trap is required to be powered off prior to the removal of the tray from device. It is recommended to clean up the tray every two (2) weeks time or less. The method of removal of black net is illustrated as below:-



## Quick Guide

VersaTrap® Mosquito trap is recommended to be placed as far away from people and as close to the mosquito source as possible, the reason behind this is that human skin and scent is more attractive to mosquitoes and therefore it shall decrease the trapping effectiveness.

## Tips for Better Trap

1. Place the device at least one (1) meter above the floor.
2. Shaded area is recommended.
3. 24 hours operation is recommended for an enclosed building such as basement space.
4. Placement on top of cabinet is recommended for business locations such as restaurant and office.
5. It is recommended to operate the device three (3) to four (4) hours before the sleeping time in a room with doors, windows, lighting, fan shut and switched off. This will leave the room free from distractions to mosquitoes.
6. To increase the trapping effectiveness, it is recommended that:-
  - a) A small amount of alcohol such as wine can be placed into a bottle lid and place into the tray, this is because carbon dioxide will be created during the fermentation process of alcohol. Carbon dioxide is a natural attractant to mosquitoes.
  - b) Cosmetic cream that contains static acid is another element that can be used as attractant to mosquitoes because of the scent that it produces. The cream can be put into a normal plastic bottle cap and placed inside the tray of the device.

## Warranty

Please do not attempt to disassemble or repair the device to prevent warranty void. Change of any part on device, intentional wear and tear, or any defect that is not caused during the manufacturing process is not covered in the said warranty policy. Please contact your local agent / distributor / retailer for more warranty information or call VersaTrap® for support.

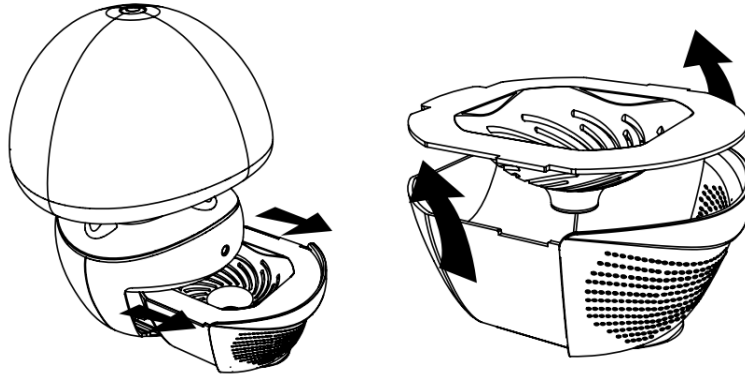
# Kandungan Kotak

Perangkap Nyamuk VersaTrap®  
Buku Arahan Pengguna

MALAY

## Pengeluaran Dulang

Dulang mesti dibersihkan dan dicuci dengan air dari masa ke semasa untuk mengelakkan sumbat bagi mencapai optimum operasi dan prestasi yang terjamin. Suis perangkap nyamuk patutlah dimatikan sebelum menanggal dulang daripadanya. Pembersihan perangkap haruslah dilakukan setiap dua (2) minggu atau kurang daripadanya. Cara-cara mengeluarkan jaring adalah seperti berikut:



## Panduan Cepat

VersaTrap perangkap digalakkan untuk diletakkan jauh daripada manusia dan dekat dengan sumber nyamuk, disebabkan oleh kulit dan bau manusia adalah lebih tertarik kepada nyamuk dan mengurangkan kesan perangkap.

## Tip Meningkatkan Penangkapan

1. Letakkan perangkap sekurang-kurangnya 1 meter dari permukaan lantai.
2. Tempat tidur digalakkan.
3. Operasi selama 24 jam digalakkan di tempat tertutup seperti di ruang bawah tanah.
4. Penempatan di atas kabinet digalakkan untuk tempat perniagaan seperti restoran dan pejabat.
5. Perangkap dinasihat untuk dibuka selama tiga (3) hingga empat (4) jam sebelum tidur di bilik dengan pintu, tingkap, lampu dan kipas ditutup.
6. Untuk meningkatkan perangkap, cadangan adalah seperti:
  - a) Bahan kimia tidak berbahaya yang mengandungi "alcohol" digunakan sebagai penarik nyamuk kerana proses fermentasi akan mengeluarkan "Carbon Dioxide".
  - b) Krim kosmetik yang mengandungi static asid yang menjadi penarik nyamuk disebabkan bau yang dikeluarkan. Krim tersebut boleh diletakkan di tepi botol plastik dan diletakkan di dalam dulang perangkap.

## Warranti / Jaminan

Jangan membuka dan membaiki perangkap, ini akan menyebabkan Warranti menjadi tidak sah. Pertukaran alat-alat atau component perangkap, haus dan lusuh sengaja, atau sebarang kecacatan produk ini yang bukan disebabkan oleh proses pengeluaran adalah tidak dalam liputan policy warranti. Sila hubungi ejen / pengedar / peruncit untuk informasi lanjut berkaitan dengan warranti atau hubungi VersaTrap® untuk sokongan.

# VERSATRAP®

**An Advanced Indoor Mosquito Trap Brand**

Imported and Distributed by:  
Versa Jaya Sdn. Bhd. (1109576-U)  
Lot 1027-D Jalan Bagan Lallang, 13400,  
Butterworth Penang, Malaysia  
Tel: +604-3321027 | Fax: +604-3231508  
Service Hotline: +6012-4960896  
E-mail [admin@versajaya.com](mailto:admin@versajaya.com)  
Website [www.versajaya.com](http://www.versajaya.com)